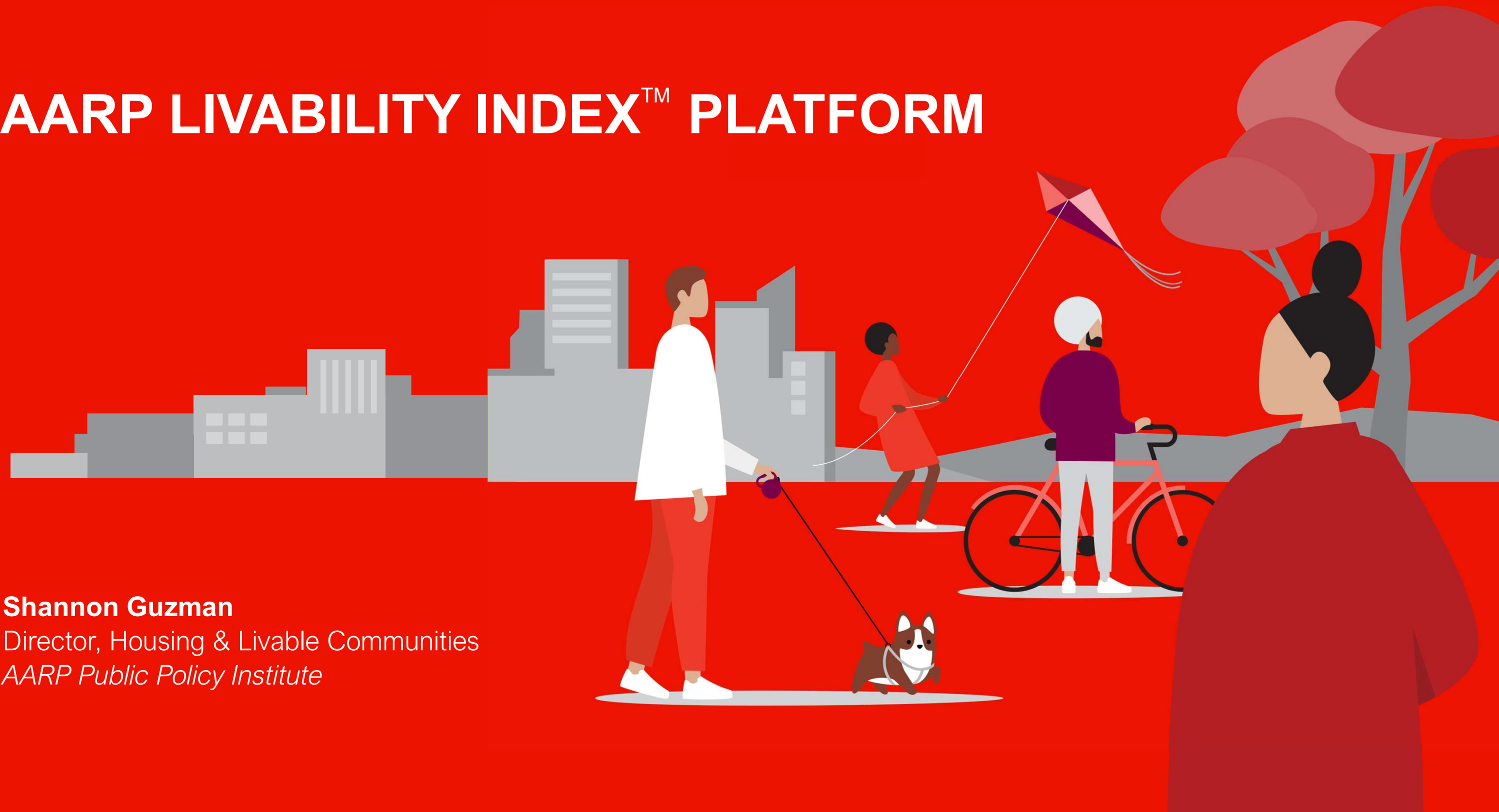




AARP LIVABILITY INDEX™ PLATFORM

Shannon Guzman

Director, Housing & Livable Communities
AARP Public Policy Institute



Design for Aging



The mission of the AIA **Design for Aging** (DFA) Knowledge Community is to foster design innovation and disseminate knowledge necessary to enhance the built environment and quality of life for an aging society.

CONTINUING EDUCATION CREDITS

Earn 1 AIA LU

This program is registered with the AIA/CES for continuing professional education. As such, it does not include content that may be deemed or construed to constitute approval, sponsorship or endorsement by AIA of any method, product, service, enterprise or organization.

The statements expressed by speakers, panelists, and other participants reflect their own views and do not necessarily reflect the views or positions of The American Institute of Architects, or of AIA components, or those of their respective officers, directors, members, employees, or other organizations, groups or individuals associated with them.

COPYRIGHT NOTICE

This presentation is protected by US and International Copyright laws. Reproduction, distribution, display and use of the presentation without written permission of the speaker is prohibited.

© The American Institute of Architects 2023

QUESTIONS?

Submit your questions through the Q&A pod at the bottom of your screen.

Content-related questions will be answered during the Q&A portion as time allows. Any questions not answered during Q&A, will be answered and posted online within two (2) weeks.

Tech support questions will be answered by AIA staff.



Agenda

1. Changing Demographics/Community Challenges
2. What Do People Want?
3. Creating Livable Communities
4. Age-Friendly Housing
5. AARP Livability Index
6. What Can We Do?
7. AARP Resources
8. Questions



Changing Demographics/ Community Challenges



The U.S. is Aging

By 2034

Americans 65-plus
will outnumber
those 18 and under
for the first time



Source: US Census National Population Projections 2017



**38 million
Americans**

are family
caregivers

40%

care for someone
living in their home



Source: AARP Valuing the Invaluable: 2023 Update



64 million Americans

live in a household with two
or more generations




Source: Pew Research Center analysis , 2016



Less than 1%

of U.S. homes have
five accessibility features to support
aging in one's home

In 2017, almost
10 million
households 65-plus were
housing cost burdened





Community Challenges



- **Communities aren't prepared**
- Limited access to community amenities and services
- Growing housing cost burden
- Lack of housing options
- Limited mobility with age
- Health disparities



What Do People Want?



Over 50% of all adults
**and nearly 80% of
those 50-plus**
want to stay in their
communities and homes
as they age

Source: AARP 2021 Home and Community Preferences Survey





Most Important Community Features and Services



- conveniently located **grocery stores** with healthy food,
- convenient high-quality **health care services**,
- having housing that is **located near key services**,
- **affordable housing options**
- opportunities for residents to participate on **community decision-making bodies** and discuss important issues that impact their community



What Do Older Adults Want?

Housing Preferences

Well-maintained, affordable options, location/proximity

Top 3 Features among 18-49

Home modification and repair contractors who are trustworthy, affordable and do high-quality work

Housing located near activities and key services

Affordable housing options for people at all income levels

Top 3 Features among 50+

Home modification and repair contractors who are trustworthy, affordable and do high-quality work

Housing located near activities and key services

Services to help with home repair and yard maintenance for low-income and older adults

Top 3 Features among 65+

Home modification and repair contractors who are trustworthy, affordable and do high-quality work

Housing located near activities and key services

Affordable housing options for people at all income levels

Source: AARP 2021 Home and Communities Preferences Survey: A National Survey of Adults Age 18+



What Do Older Adults Want?

Community Preferences

Grocery stores, health care, parks

Top 3 Features among 18-49

Conveniently located
grocery stores

Safe parks that are well-
lit and free of crime

Convenient, high-quality
health care services

Top 3 Features among 50+

Convenient, high-quality
health care services

Conveniently located
grocery stores

Safe parks that are well-
lit and free of crime

Top 3 Features among 65+

Conveniently located
grocery stores

Convenient, high-quality
health care services

Safe parks that are well-
lit and free of crime

Source: AARP 2021 Home and Communities Preferences Survey: A National Survey of Adults Age 18+



Creating Livable Communities



What is a livable community?



A livable community is one that is safe and secure, has affordable and appropriate housing and transportation options, and offers supportive community features and services.

Once in place, those resources enhance personal independence; allow residents to age in place; and foster residents' engagement in the community's civic, economic, and social life.




—AARP Policy Book



Livable, age-friendly communities provide options that **enable you to meet your needs** regardless of your age, income, background or other factors.

They are for all people of all ages.

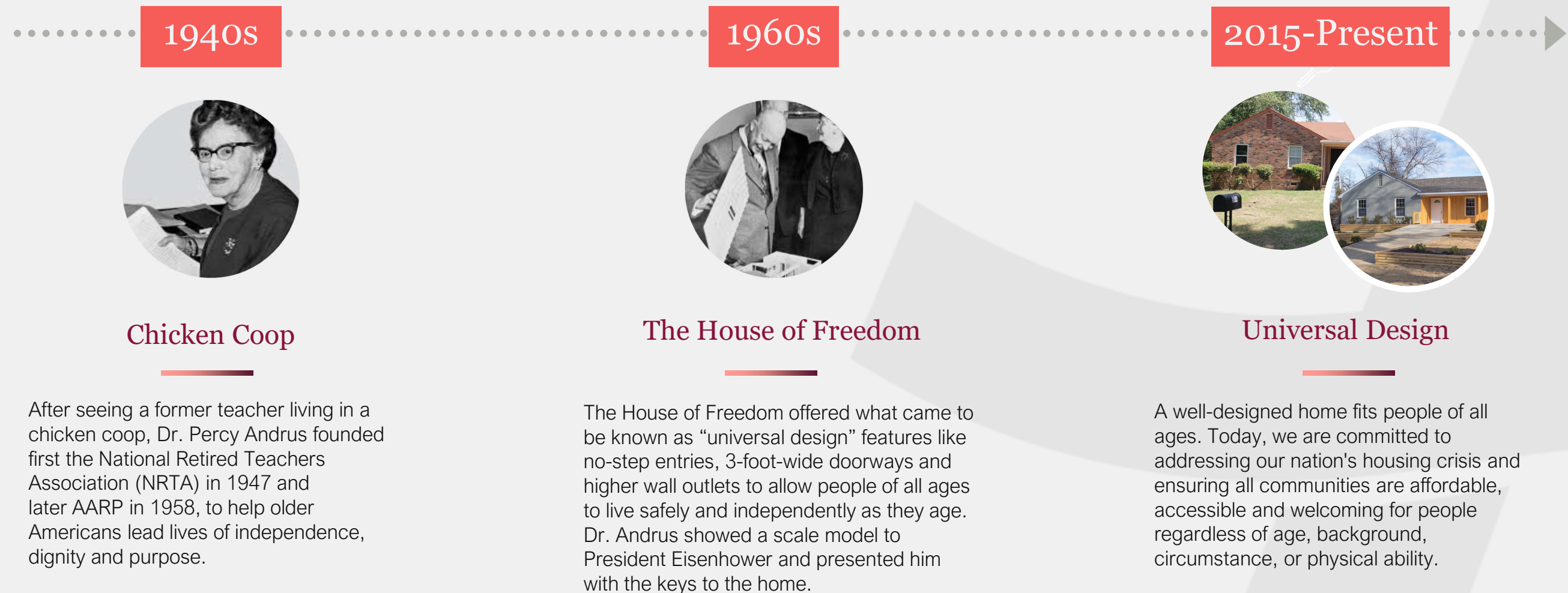


Photos: Dan Burden, Shannon Guzman, and Getty Images



Age-Friendly Housing

Housing is Part of Our DNA and a Strategic Imperative



Age-friendly Housing

Three Pillars of Age-friendly Housing

- Expanding Housing Options
- Housing Affordability
- Housing Accessibility



Photos by Dan Burden



More Housing Options

Improving affordability

Accessory Dwelling Units



Photos courtesy of Alex Hayden, Opticos Design, AARP

Missing Middle Housing



Duplex: Side-by-Side



Duplex: Stacked



Bungalow Court



Carriage House



Fourplex



Multiplex: Small



Town House



Live/Work



Courtyard Apartments

Senior Housing



Creating Age-less Homes

Universal Design or Visitability



Photos by Sharon and Howard Johnson



AARP Livability Index Platform



AARP Livability Index

Using more than 50 national sources of data, the AARP Livability Index provides the clearest picture yet of how well a community meets the current and future needs of people of all ages, regardless of income, physical ability, or ethnicity.

aarp.org/livabilityindex

A screenshot of the AARP Livability Index website. The header is red with the AARP logo, a menu icon, a star, and a search icon. Below the header, there are links to "AARP Home", "AARP Public Policy Institute", and "AARP Livability Index". A search bar contains the text "Index Methods and Sources | About | FAQs | Livable Communities". The main content area has the heading "AARP LIVABILITY INDEX | GREAT NEIGHBORHOODS FOR ALL AGES" and the question "How livable is your community?". Below this is a paragraph explaining the index and a button to "Explore your community today.". A search input field with the placeholder "Enter an address, city, state, or zip code" and a red "Search" button are present. A link to "Explore all communities" is also shown. At the bottom, there is a section for "Your recent searches" listing "Anaheim, CA", "Roswell, Georgia 30075", and "Washington, District of Columbia". On the right side of the page, there is a large illustration of a person with dark hair in a bun, wearing a red sweater, looking out over a cityscape with trees and a red bicycle.

Why was the AARP Livability Index website created?

- AARP Research shows that most people would like to age in their homes and communities.
- Unfortunately, many of America's communities do not adequately support residents across the age spectrum in realizing their fullest potential.

The platform provides data to catalyze community conversations that can lead to positive change.





Housing



Neighborhood



Transportation



Environment



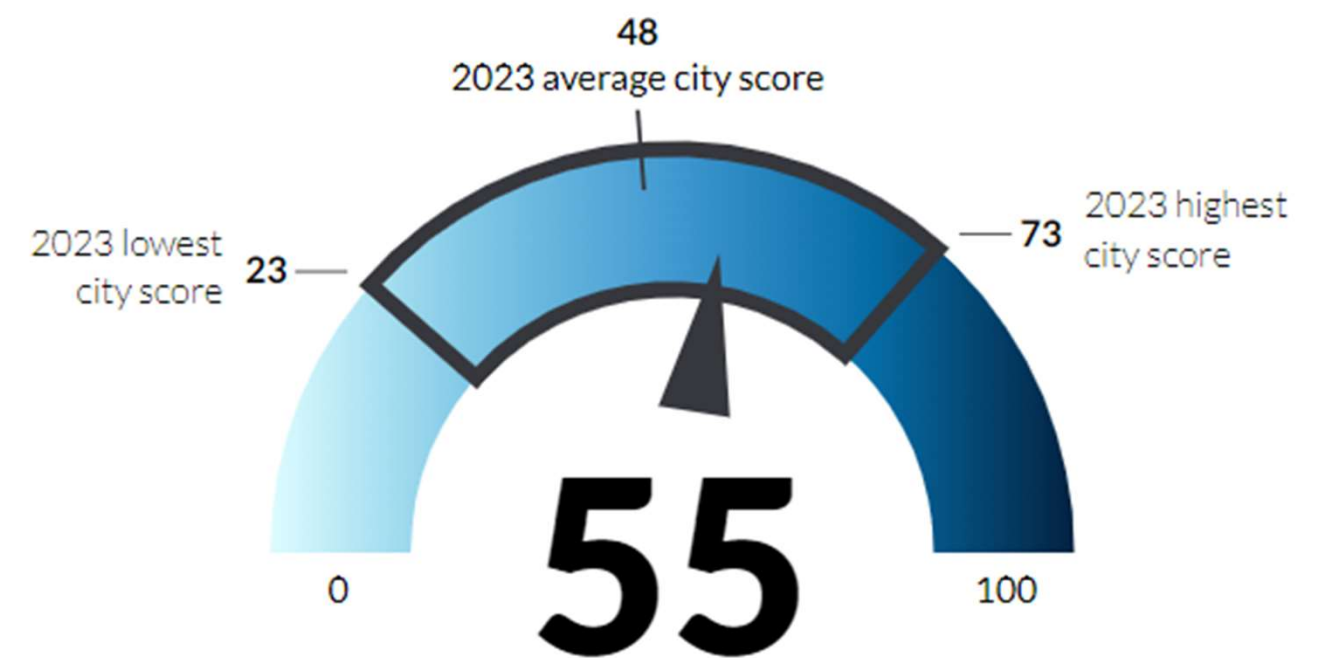
Health



Engagement



Opportunity



Overall Livability Score [?](#)

The overall livability index score for **Anaheim, California** is **55**.

This is in the **top half** of **communities** in the U.S.

Components of the Index

Categories and Attributes

Category

General topic areas that define the type of characteristics found within a community

Attribute

Qualities or features regarded as a characteristic of a livable community

HOUSING

- Housing accessibility
- Housing options
- Housing affordability

NEIGHBORHOOD

- Proximity to destinations
- Mixed-use neighborhoods
- Compact neighborhoods
- Personal safety
- Neighborhood quality

TRANSPORTATION

- Convenient transportation options
- Transportation costs
- Safe streets
- Accessible system design

ENVIRONMENT

- Water quality
- Air quality
- Resilience
- Energy efficiency

HEALTH

- Healthy behaviors
- Access to health care
- Quality of health care

ENGAGEMENT

- Internet access
- Civic engagement
- Social engagement
- Equal rights

OPPORTUNITY

- Equal opportunity
- Economic opportunity
- Education
- Multi-generational communities
- Local fiscal health



Category Scores

These are the category scores for Anaheim, California.

Category

7 general topic areas that define the type of characteristics found within a community

Attribute

Qualities or features regarded as a characteristic of a livable community



Housing

Affordability and Access



Neighborhood

Proximity and Security



Transportation

Safety and Convenience



Environment

Clean Air and Water



Health

Prevention, Access and Quality



Engagement

Civic and Social Involvement



Opportunity

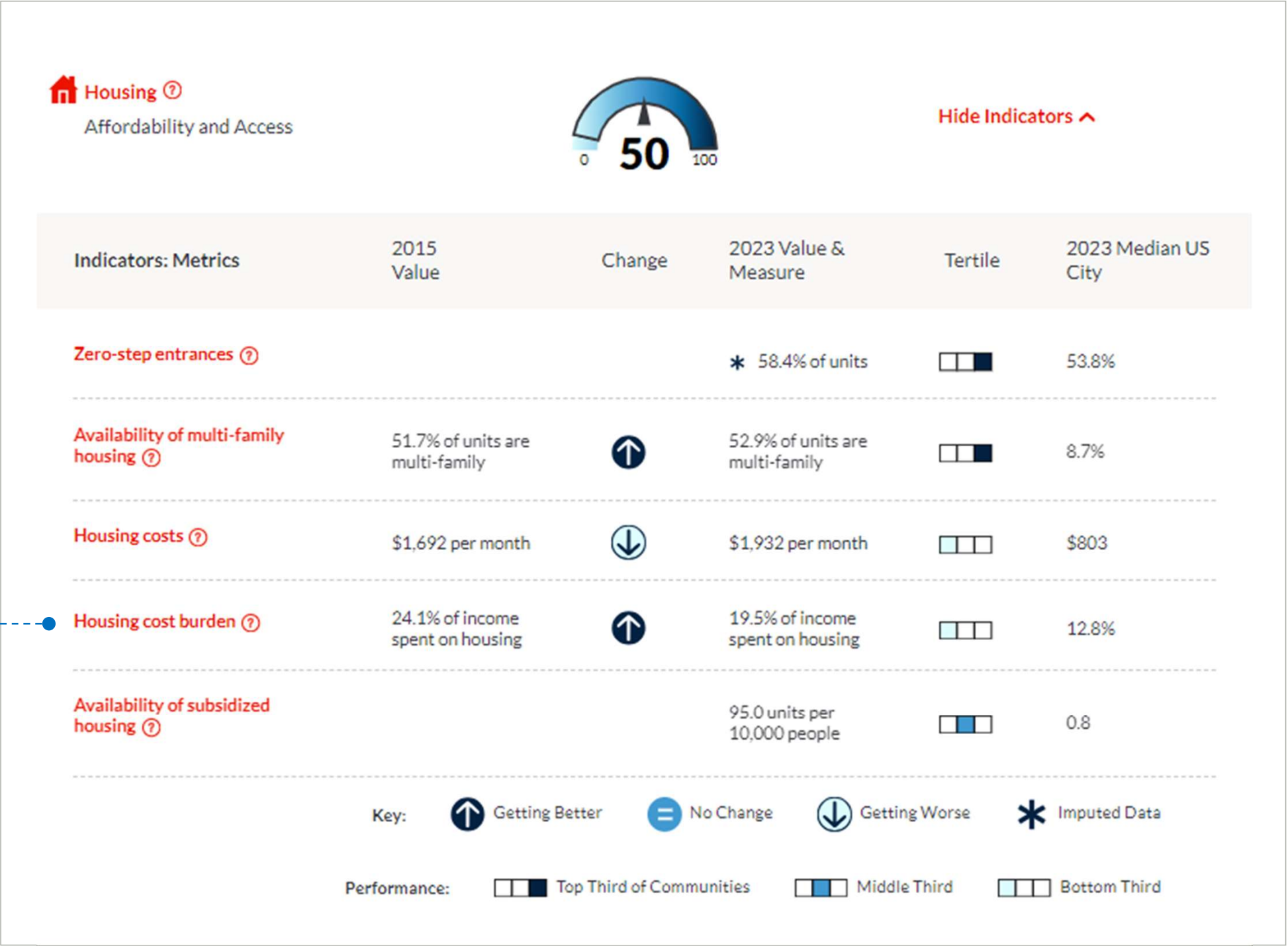
Inclusion and Possibilities



Components of Livability

Metric

Measure of how livable communities are in the present



Components of Livability

Policy

Actions that communities can take to improve livability over time

Housing ⓘ Affordability and Access



Hide Indicators ^

Indicators: Policies

Is there a policy here?

State and local inclusive design laws ⓘ

State and local laws that make housing accessible for people of all abilities

✓ County Policy

State and local housing trust funds ⓘ

State and local funds that support the development and preservation of affordable housing

✓ City Policy

State manufactured housing protections ⓘ

State laws guaranteeing notice and/or first right of purchase to residents of manufactured housing communities prior to sale

✗ No Policy

State foreclosure prevention and protection ⓘ

State policies and programs that protect homeowners from losing their homes to foreclosure

✗ No Policy

State accessory dwelling unit support ⓘ

State laws that facilitate the creation of local accessory dwelling units.

✓ State Policy

State and local plans to create age-friendly communities ⓘ

Communities that have taken comprehensive steps to prepare for the aging of the U.S. population

✓ City Policy, State Policy

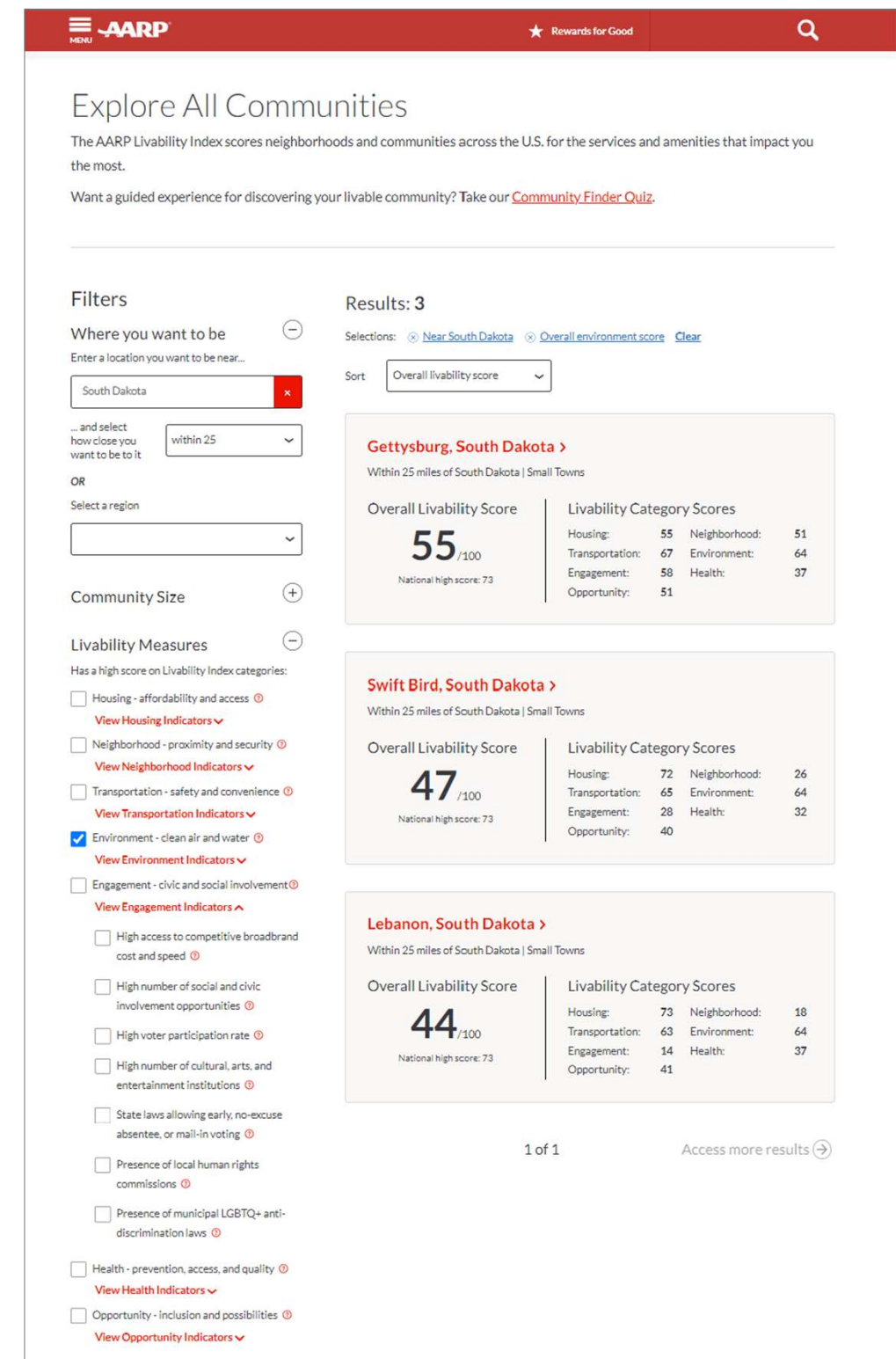


NEW

Explore All Communities

Search Filters

Narrow and further customize your search by geographic region, community size, livability category, individual measures of livability, and other community features.

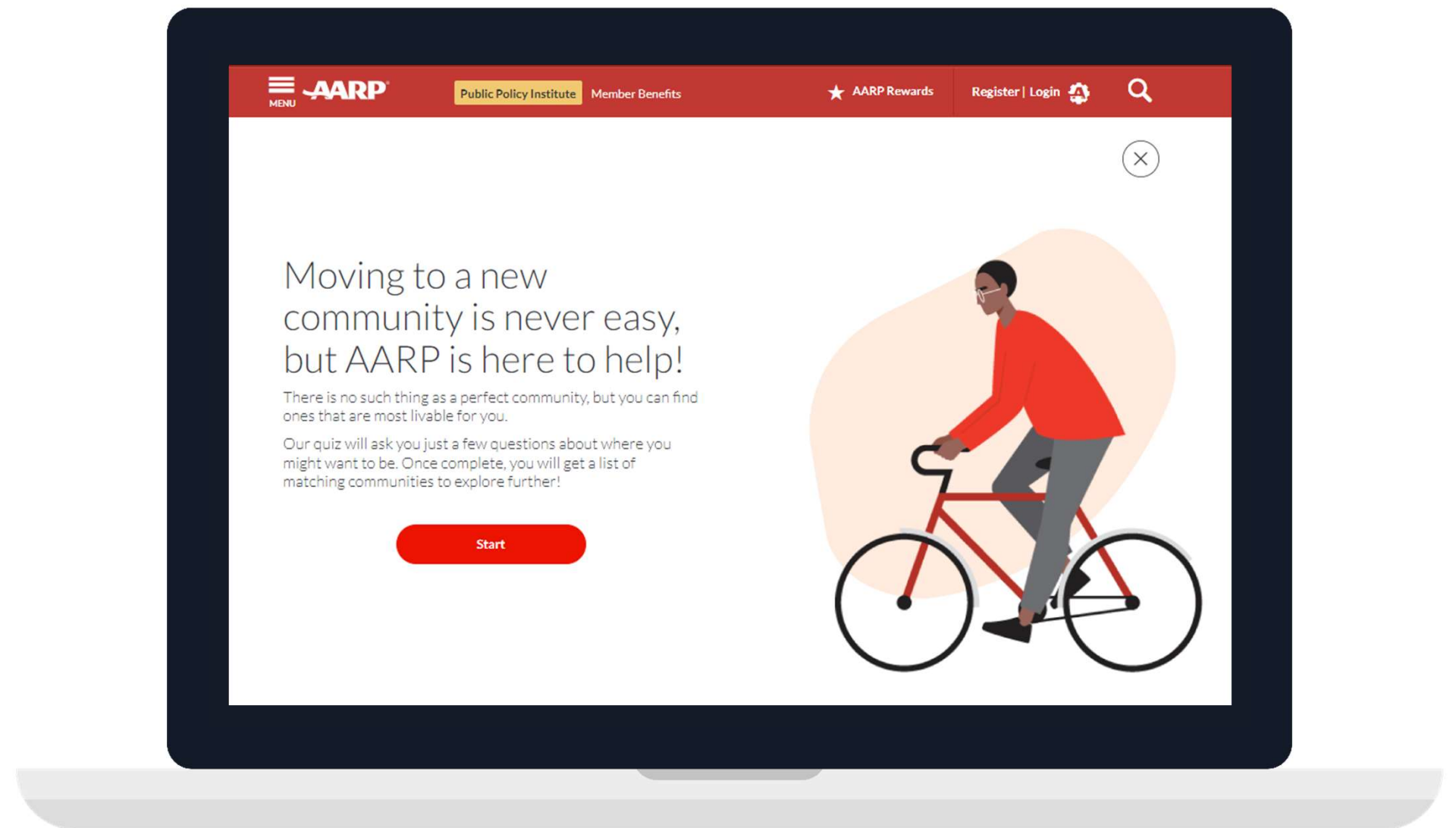




NEW

Community Finder Quiz

A quick five-question survey helps users to zero in on communities that meet their individual preferences and needs.





HOW TO USE THE INDEX





Beyond the AARP Livability Index



A county executive and staff want to know how to meet the housing needs of the growing older adult population.



A real estate agent wants to market his walkable community as a place to find great housing near many local businesses and other amenities.



A non-profit organization wants to show the need for transportation services in the community.



A community advocate wants to make the streets safer for those who cannot afford to drive and those who can no longer drive.



An AARP member is deciding between two locations and wants to live close to medical services because she is taking care of a family member.

What can the AARP Livability Index do for your community?



Example: Design Professional

Helen, architect and small-scale developer



- Helen is an architect and is working with several clients in a new community and wants to know more about the housing stock in the area
- In searching the AARP Livability Index website, Helen looked at the Housing category and found that a little more than half of the homes are likely to have at least one zero-step entryway.
- Helen also noticed that there are state or local laws in place to support inclusive design of homes.
- With this information, in addition to addressing her clients' preferences for new features in their homes, she's going to also talk to them about changes that they can include to make their homes safer and more comfortable as they age.

Evaluating Community Needs and Finding Solutions

Brentwood, MD
Overall Livability Score

60

Housing ⓘ

Affordability and Access

52

Key:

↑

Getting Better

=

No Change

↓

Getting Worse

*

Imputed Data

Performance:

Top Third of Communities

Middle Third

Bottom Third

Housing ?

Affordability and Access

52

Hide Indicators ^

Indicators: Metrics	2015 Value	Change	2023 Value & Measure	Tertile	2023 Median US City
Zero-step entrances ?			* 53.8% of units	<div><div></div><div></div><div></div></div>	53.8%
Availability of multi-family housing ?	33.2% of units are multi-family	<div>↑</div>	44.0% of units are multi-family	<div><div></div><div></div><div></div></div>	8.7%
Housing costs ?	\$1,468 per month	<div>↓</div>	\$1,587 per month	<div><div></div><div></div><div></div></div>	\$803
Housing cost burden ?	16.6% of income spent on housing	<div>↑</div>	13.4% of income spent on housing	<div><div></div><div></div><div></div></div>	12.8%
Availability of subsidized housing ?			118.7 units per 10,000 people	<div><div></div><div></div><div></div></div>	0.8

Evaluating Community Needs and Finding Solutions

Brentwood, MD
Overall Livability Score **60**

Housing ⓘ
Affordability and Access



Indicators: Policies

Is there a policy here?

State and local inclusive design laws ⓘ

State and local laws that make housing accessible for people of all abilities

✓ County Policy

State and local housing trust funds ⓘ

State and local funds that support the development and preservation of affordable housing

✗ No Policy

State manufactured housing protections ⓘ

State laws guaranteeing notice and/or first right of purchase to residents of manufactured housing communities prior to sale

✗ No Policy

State foreclosure prevention and protection ⓘ

State policies and programs that protect homeowners from losing their homes to foreclosure

✗ No Policy

State accessory dwelling unit support ⓘ

State laws that facilitate the creation of local accessory dwelling units.

✗ No Policy

State and local plans to create age-friendly communities ⓘ

Communities that have taken comprehensive steps to prepare for the aging of the U.S. population

✗ No Policy



What Can We Do?

TAKING ACTION

Strategies WE can use to make our communities more livable



- Raise awareness about aging
- Share your knowledge about community needs, challenges and solutions
- Take a holistic view of livable communities policy issues and solutions
- Create a toolbox of solutions to address a wide range of community needs
 - Zoning laws and regulations
 - Volunteer driver programs
 - Expand broadband access
- Engage a range of partners (anchor, local organizations, business, government) to collaborate on making places more livable
- Encourage participation in the community decision-making process



AARP IN THE COMMUNITY

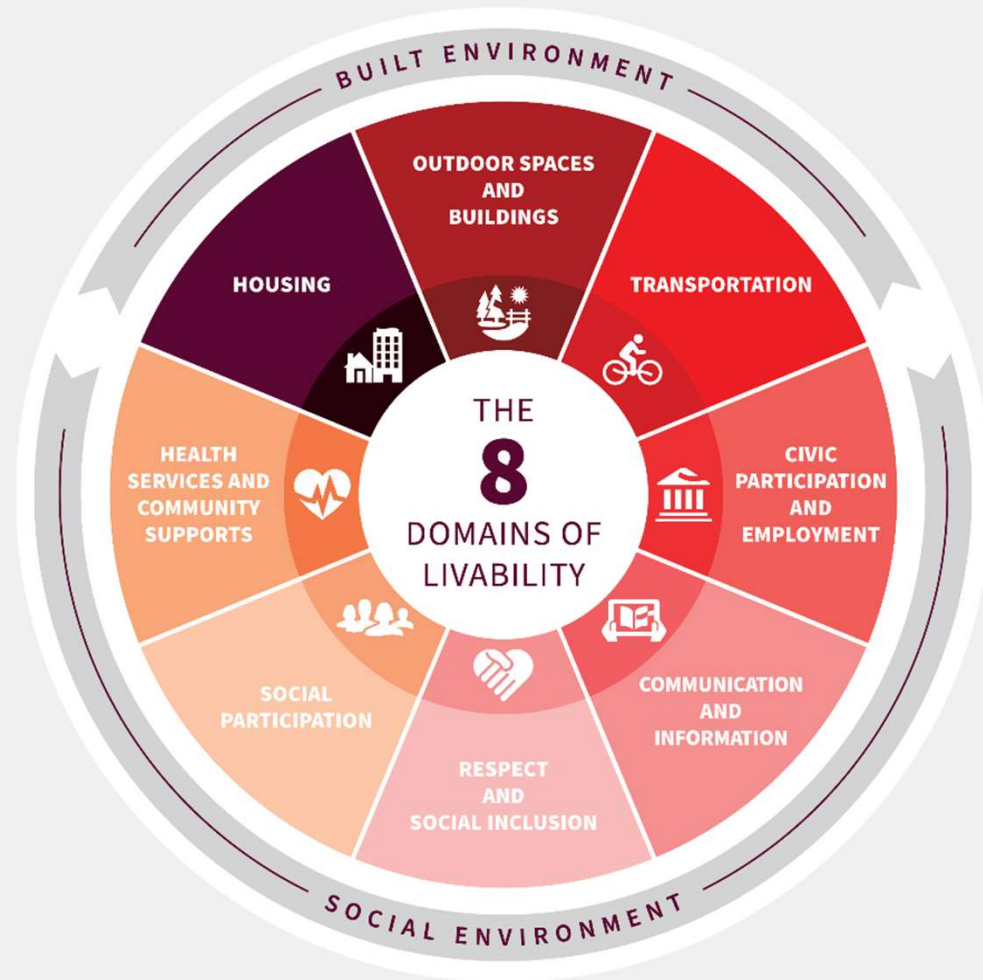




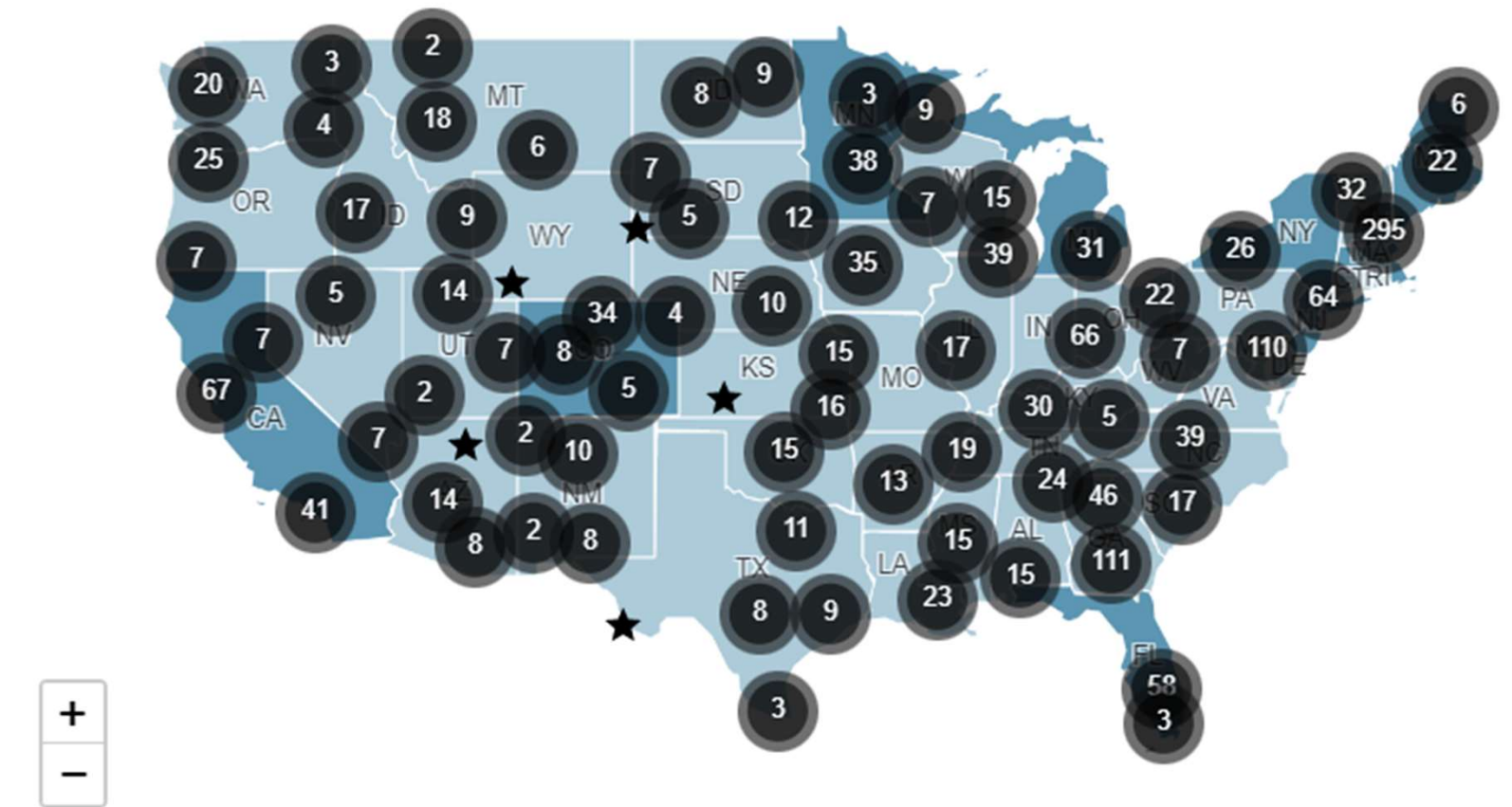
AARP Network of Age-Friendly States and Communities (NAFSC)

aarp.org/agefriendly





More than 750 communities have committed to **create a more age-friendly future** – plus 9 states and 1 US territory
Nearly 100 million people



Select a Map View



Map labels by [Stamen Design](#) under [CC BY 3.0](#). Data by [OpenStreetMap](#) under [ODbL](#).

7 Livability Index Categories & 8 Domains of Livability

Characteristics vs Measurements





START CONVERSATIONS ABOUT COMMUNITY LIVABILITY



- Use the Index to spur conversations with community members about the importance of creating livable communities through “data stories”
- Highlight the connection between Index Categories and NAFSC domains
 - Community needs assessments
 - Establish baseline data
 - Secondary assessments (census data, index data, research)
- Share insights about current community conditions and policies that impact community livability



AARP Community Challenge

A grant program to make communities more livable for people of all ages with tangible improvements that jump-start long-term change

aarp.org/communitychallenge

Pictured: 2020 Texas Grantee - [Walk Austin](#)



Community Challenge Design Competitions



Housing Challenges Across the U.S.

Seven megatrends that are shaping the future of housing
aarp.org/futureofhousing



Advances in Technology



Affordability Gaps



Changing Demographics



Local Government Influence



Shifts in Environmental Conditions



Supply Mismatch



Systemic Barriers

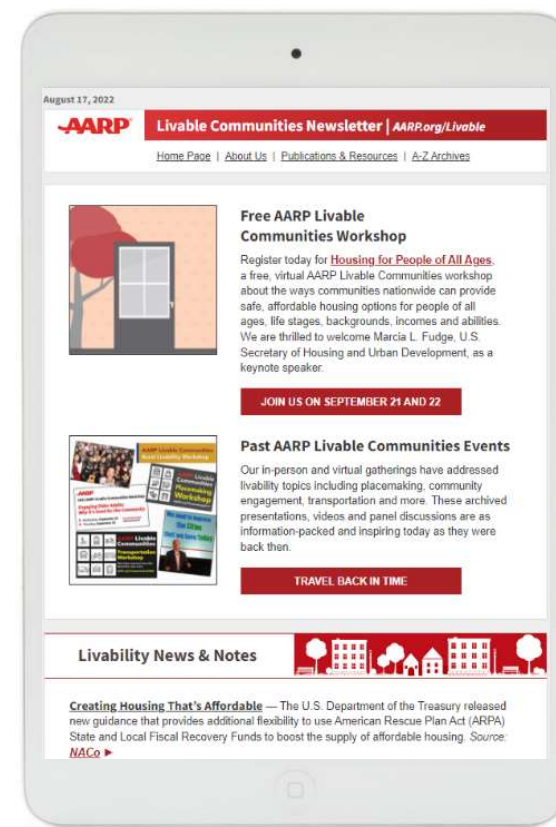


AARP Resources





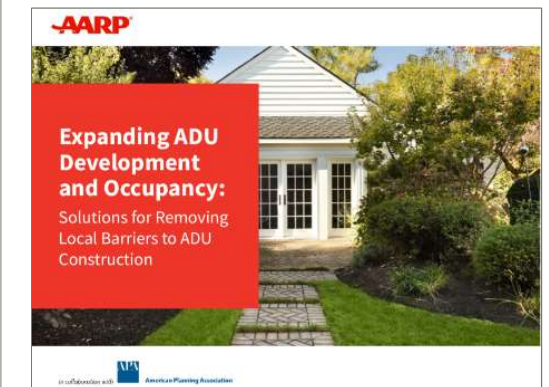

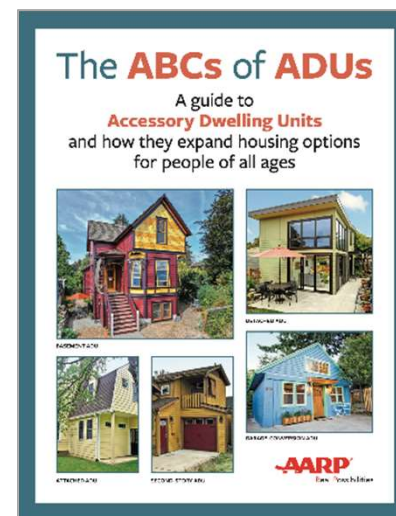


AARP Livable Communities Resources

aarp.org/livable



Visit aarp.org/livable to download digital versions of these resources or to order a print version.





Questions?





CONNECT WITH US!

If you have a question or simply have an idea to share, please reach out!

AARP Livability Index

www.aarp.org/livabilityindex

AARP Livable Communities Resources

www.aarp.org/livablepolicy

www.aarp.org/livable

✉ livabilityindex@aarp.org





Thank you!

FEEDBACK

Please email knowledgecommunities@aia.org if you have any questions.

Survey <https://www.surveymonkey.com/r/H3HM9VL>

JOIN DFA

aia.org/dfa

AIA KnowledgeNet

Sign in

Home

Communities

Directory

Events

Browse

Participate

Design for Aging

Community Home

Discussion 101

Library 118

Blogs 29

Our Events 3

Members 4.5K

Leadership

Our History

Initiatives

DFAR Awards: 16th Edition

Past DFAR Awards

Research

Local Chapters

Quick Links

Who we are

The mission of the AIA **Design for Aging** (DFA) Knowledge Community is to foster design innovation and disseminate knowledge necessary to enhance the built environment and quality of life for an aging society. This includes relevant research on characteristics, planning and costs associated with innovative design for aging. In addition, DFA provides outcome data on the value of these design solutions and environments.

COVID resources

Strategies for Safer Senior Living Communities
This resource includes strategies for dining facilities, amenity spaces, and individual units. [Download >](#)

Manage Your Communities

Upcoming Events

9 Sep

DFA: Call for leadership applications

Sep 9 - Oct 17, (ET)

19 Sep

Live course: Intergenerational Living, Inclusive Communities: Strategies for Planning and Design

Sep 19, 12:00 PM - 01:00 PM (ET)

See All Events →