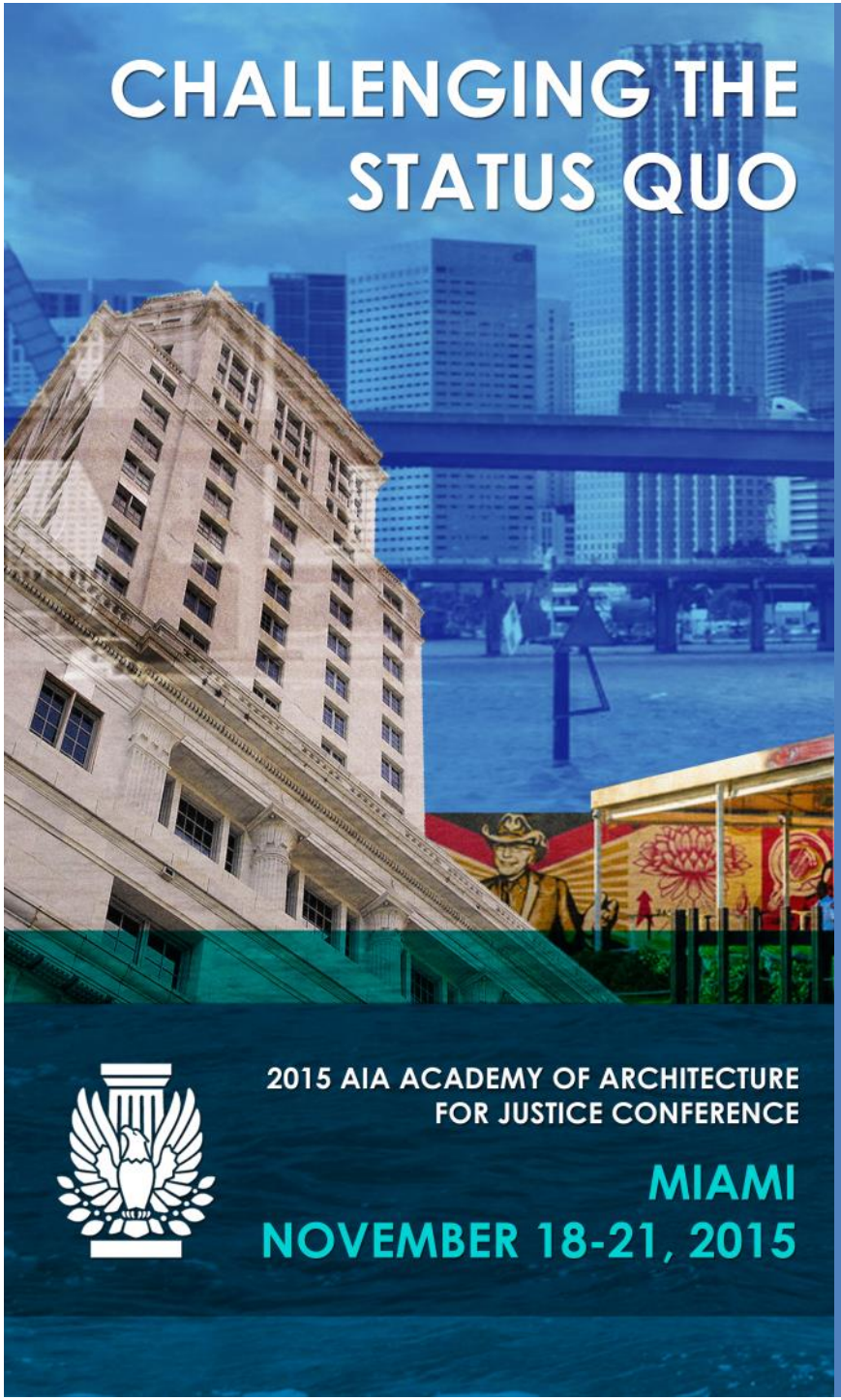

SESSION # AAJ156CD

Juvenile Justice Pioneering Ideas Drive the Need for New Facilities

NOVEMBER 19, 2015 | 9:45 AM

Copyright Notice

This presentation is protected by US and International Copyright laws. Reproduction, distribution, display and use of the presentation without written permission of the speaker is prohibited.

© The American Institute of Architects 2015

AIA/CES Compliance Statement

“AIA Knowledge” is a Registered Provider with The American Institute of Architects Continuing Education Systems (AIA/CES). Credit(s) earned on completion of this program will be reported to AIA/CES for AIA members. Certificates of Completion for both AIA members and non-AIA members are available upon request.

This program is registered with AIA/CES for continuing professional education. As such, it does not include content that may be deemed or construed to be an approval or endorsement by the AIA of any material of construction or any method or manner of handling, using, distributing, or dealing in any material or product.

Questions related to specific materials, methods, and services will be addressed at the conclusion of this presentation.

AIA/CES Reporting Details

All attendees will be eligible to receive AIA continuing education for attending this course by completing the electronic form sent via email after the conference.

Continuing education questions can be directed to aaj@aia.org.

Course Description

Multiple states have enacted Juvenile Justice Reform, decreasing the numbers of juvenile offenders housed in secure facilities; yet at the same time, creating a change in the profile of the juvenile offender. Jurisdictions are housing juveniles with increased mental health needs; that if left untreated, results in violent, predatory and aggressive behavior. This has created an environment where juveniles and staff are at risk, existing facilities are outdated, and tried and true design strategies are being challenged.

The presentation encourages an open discussion between users, judges, past juvenile offenders, architects and planners on programming, staffing, and design strategies, that can address the needs of the “new” juvenile offender in a safe & secure, yet normative environment.

Learning Objectives

1. How juvenile justice reform is impacting the design of juvenile justice facilities.
2. Learn successful strategies for renovation.
3. How to use technology to your advantage.
4. What is the impact on design?

Juvenile Justice

pioneering ideas drive the need for new facilities

Juvenile Justice Reform

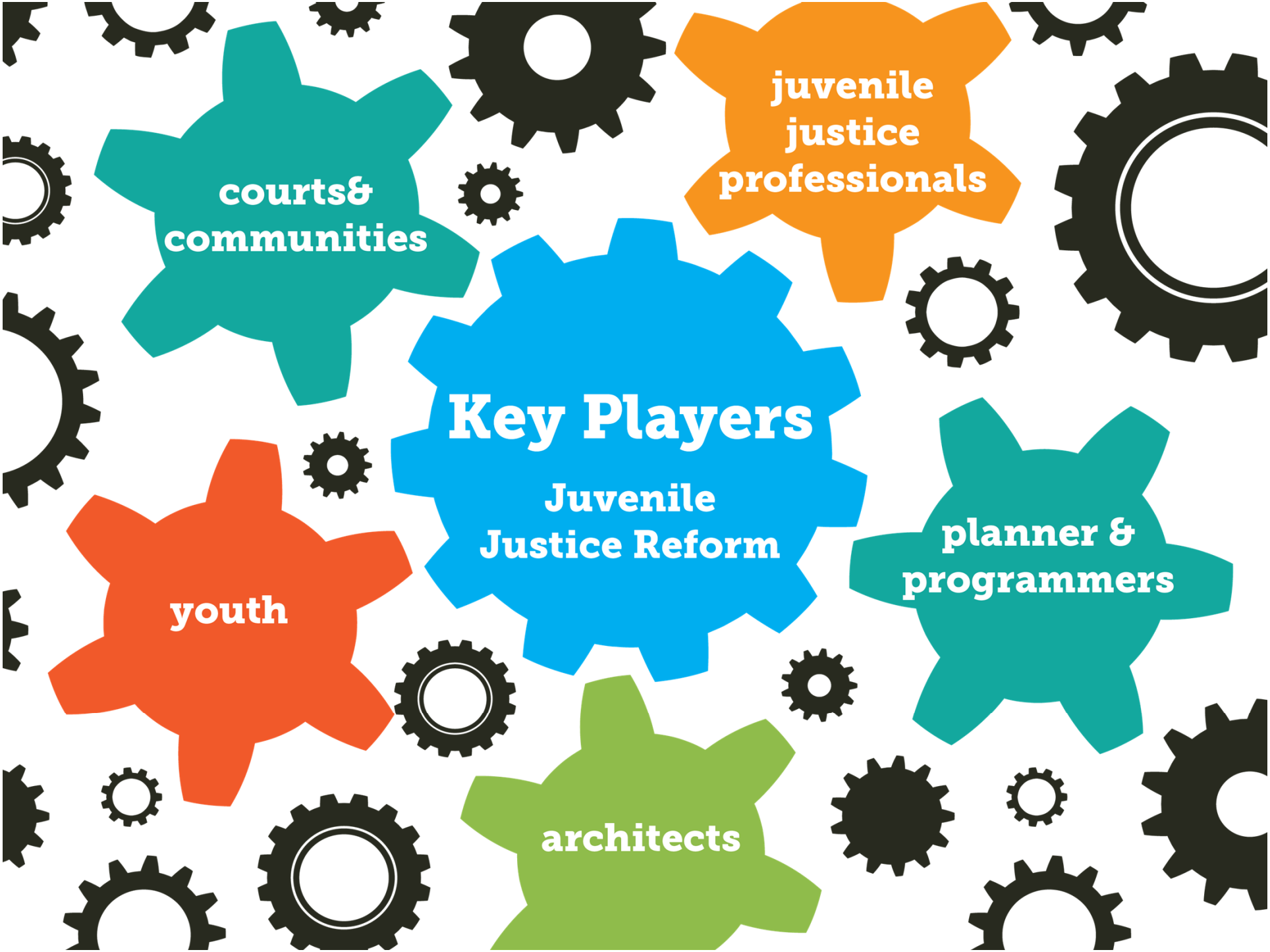
courts&
communities
juvenile
justice
professionals
Key Players
Juvenile
Justice Reform
youth
planner &
programmers
architects

Karen M. Sicner [Moderator]

Senior Project Manager

Wakefield Beasley & Associates

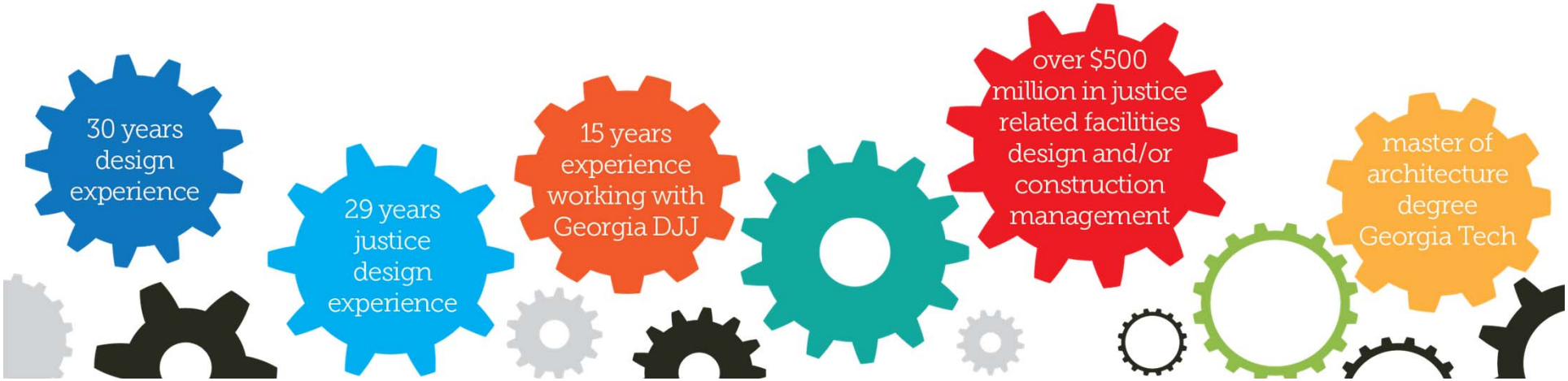

Judge Steven Teske [Courts]

Chief Judge
Clayton County-Georgia
Juvenile Court

Commissioner Avery Niles

[Juvenile Justice Professional]

- managed 28 facilities 92 court service offices
- lead more than 4000 state juvenile corrections employees
- former Hall County Correctional Institute Warden
- 20 years Hall County Sheriff's Office
- 28 years of distinguished law enforcement & criminal justice experience
- Former Commander of Hall County Detention Center
- Restorative Justice of more than 22,000 Georgia Youth Offenders



Mark Goldman

[Planner & Programmer]



Doug Shaw [Architect]

Wakefield Beasley & Associates

What are the **characteristics** of the new juvenile offender? Is the **"new" offender more violent and destructive**?

What is Juvenile Justice Reform?

What **impact** does **juvenile justice reform** have on court operations, youth programs, management, planning and design?

What is Juvenile Justice Reform?

Less Incarceration More Treatment

As a new report finds secure facilities inherently flawed and dangerous, Casey Foundation President & CEO Patrick McCarthy calls for them to be replaced with strategies that promote youth development.

In 2013, courts with juvenile jurisdiction disposed more than 1 million delinquency cases.

Source: The OJJDP Statistical Briefing Book

Youth in Confinement (1975-2010)

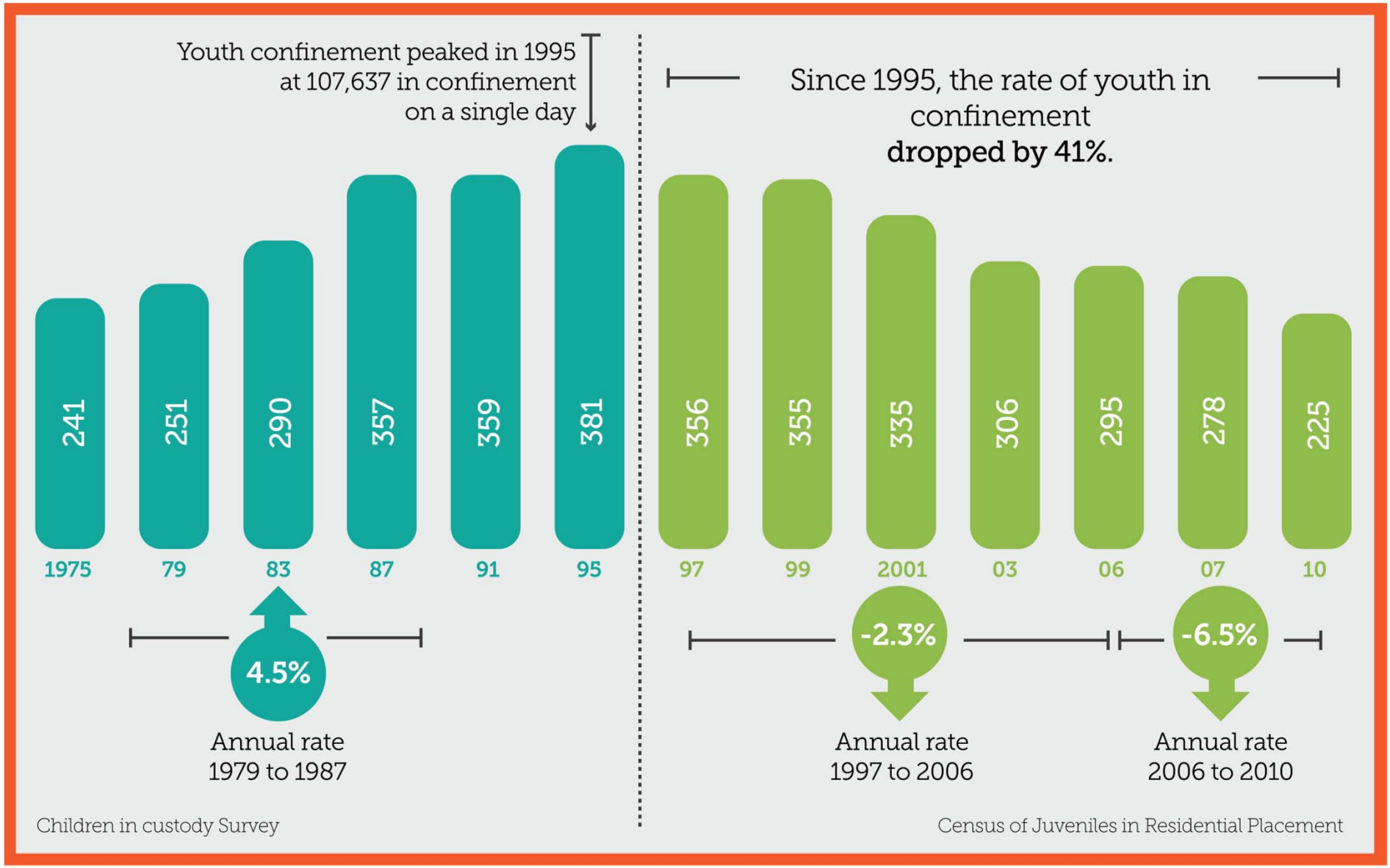

data obtained from the Annie E. Casey Foundation

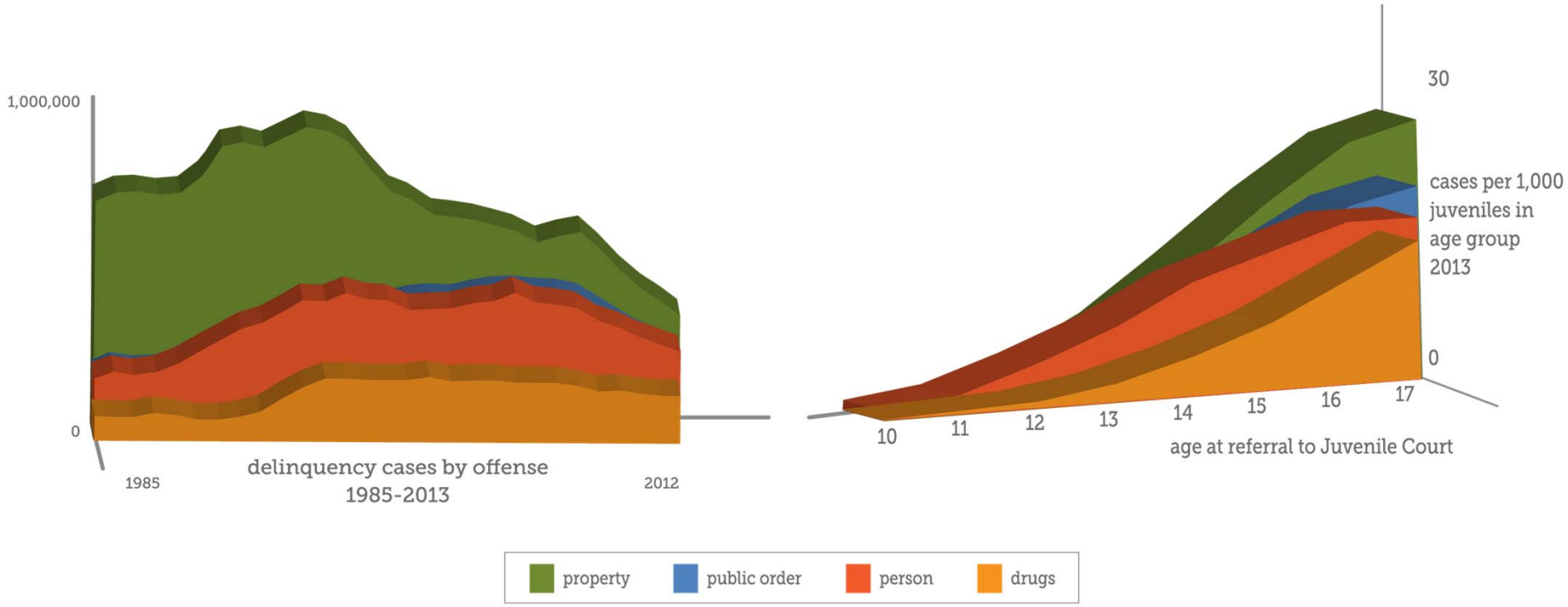

What are the **characteristics** of the new **juvenile offender**?
Is the **"new" offender** more **violent** and **destructive**?

Source The OJJDP Statistical Briefing Book

From Now Forward....

100% Treatment vs Detention
0 Youth to Detention Centers.

Juvenile Justice Reform

How does this Impact Court Operations, Youth Programs, Facility Management, Facility Planning, and Facility Design?

Process

Adjudication

Alternative Programs/ Facilities

Restorative Justice

Clayton County, GA
Juvenile Court

Emphasis **repairing** the harm caused or revealed by **criminal behavior**.

Cooperative Processes includes all Stakeholders.

Identifying and taking steps to **repair** harm.

Transforming the traditional **relationship** between **communities** and their **government** in **responding to crime**.

F.A.S.T. Panel

Multi-disciplinary panel of experts;

Meeting before detention hearings;

To assess each case for risk and safe alternatives for release pending next hearing;

And divert cases away from the court where appropriate.

School - Justice Agreement

Focused Acts: Affray, DPS, DC, Obstruction

First Offense/ Warning

Second Offense/ Referral to Workshop

Third Offense /Complaint Filed

Quad **C-ST**

Assess chronically disruptive students, truant students, and probationers

To develop a treatment plan for prevention and interventions.

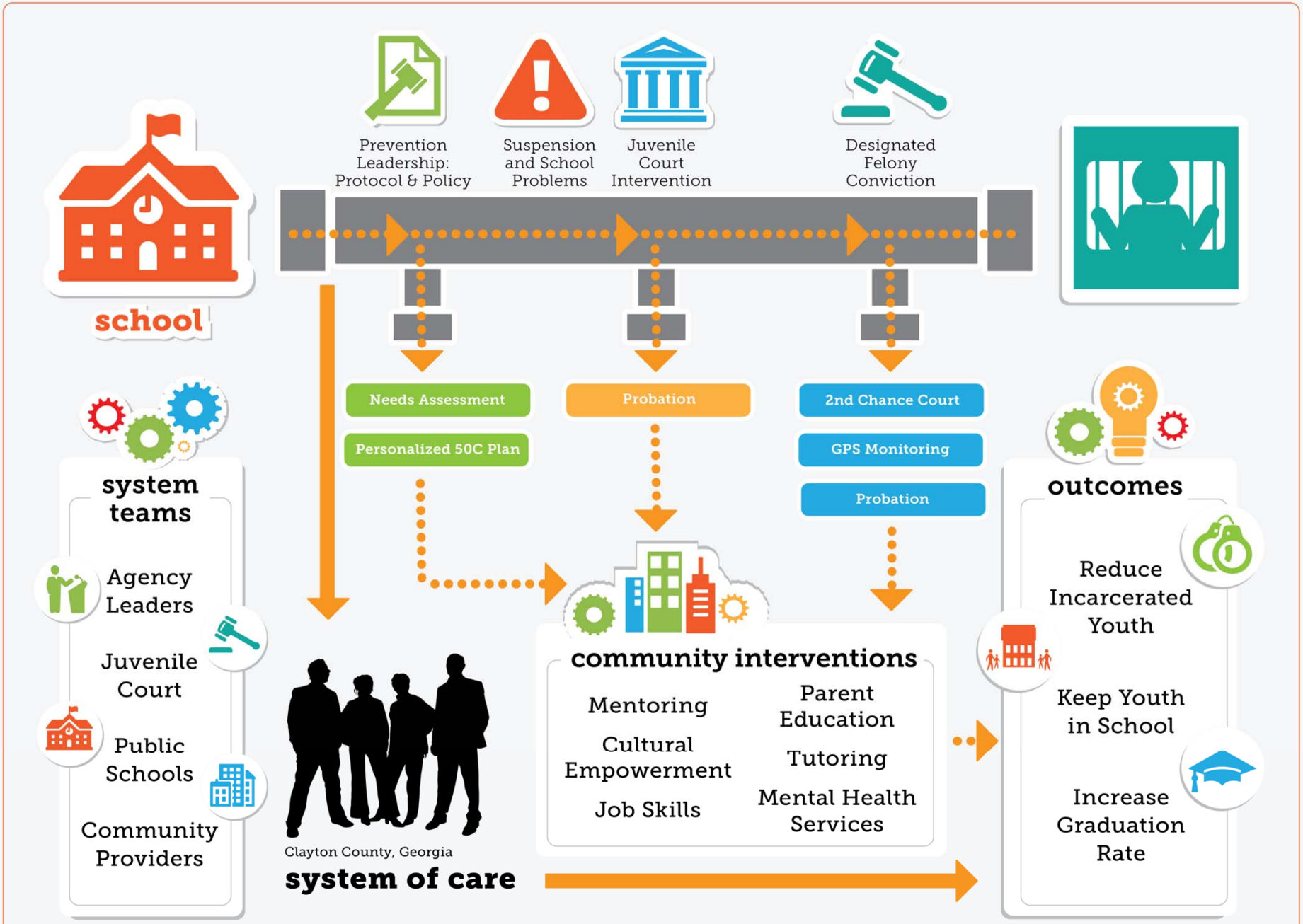

Clayton County System of Care | Logic Model

Design Principles

- Reflect judge's and community philosophy of reform
- Make services easy to get – not bureaucratic
- Non-judgmental
- Increase community participation
- Increase Staff Responsiveness
- Provide Message of Positive Youth Development
- Minimize Trauma and Stress
- Adjudication as the Last Resort

Design Goals

- Create an open, less formidable, image
- De-institutionalize the institution
- Foster collaboration
- Organize the building where court is the last resort.
- Eliminate the maze by making an easily navigable building
- Interior design to minimize stress
- Invisible security

Clayton County Youth Development and Justice Center. Designed by KSGW Architects, Images by J and D Images

Clayton County Youth Development and Justice Center.
Designed by KSGW Architects, Images by J and D Images

Courts & Community

Transparency

Hierarchy

Accessible

Color

Modern

Respectful

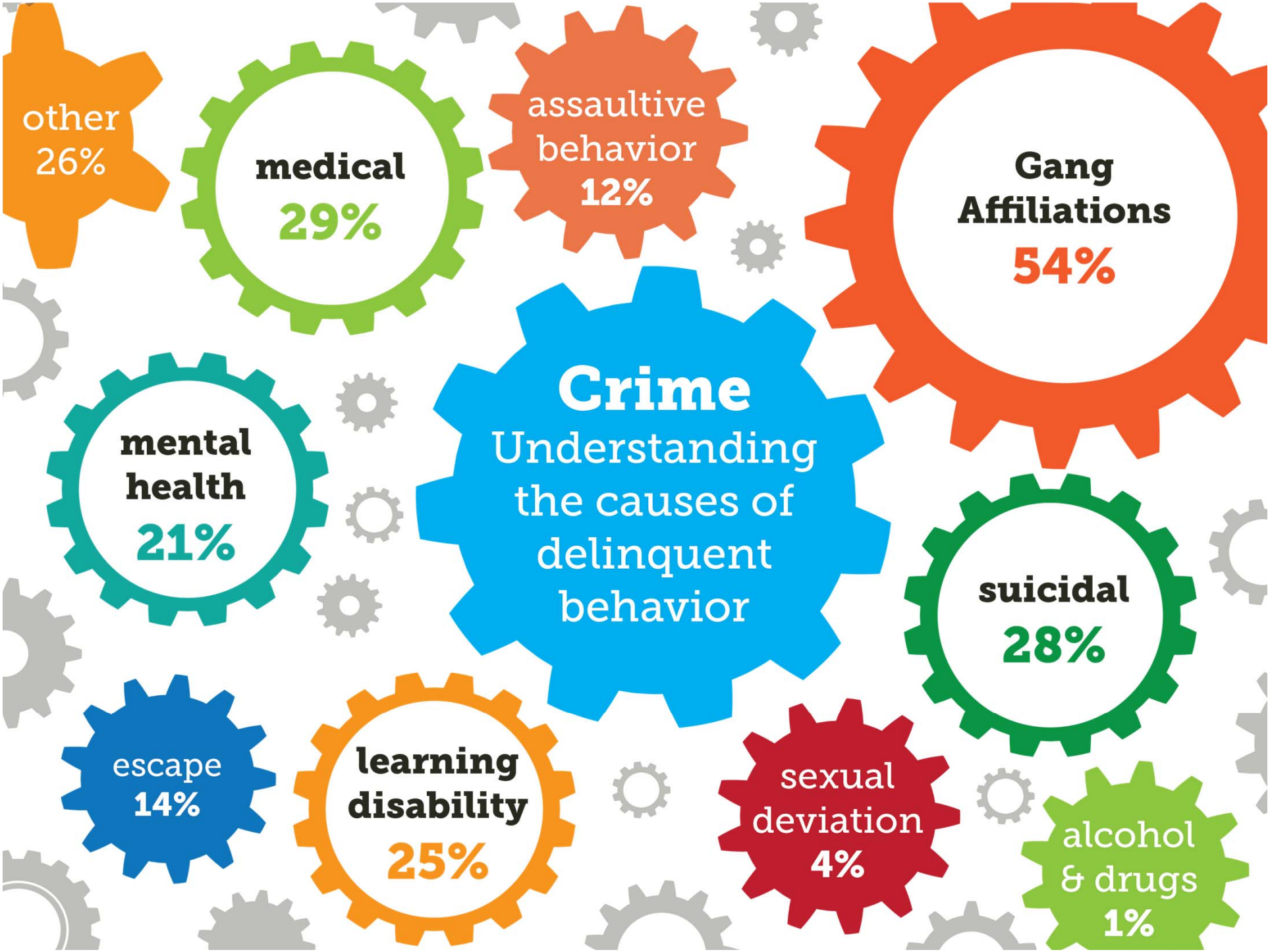
Crime
Understanding the causes of delinquent behavior
other 26%
medical 29%
assaultive behavior 12%
Gang Affiliations 54%
mental health 21%
suicidal 28%
escape 14%
learning disability 25%
sexual deviation 4%
alcohol & drugs 1%

Numbers of Youths
By Characteristics & Categories
Needing Treatment & Supervision

Overall Mission Statement & Objectives

Determination of Appropriate Placements & Programs

(from least restrictive to Most Restrictive)

Operational Objectives, Operational Plans, Staffing Plans
(for each program)

Design Objectives, Detailed Architectural Programs
(for each program)

Design that Fully Supports all of the Above
(for each program)

Underlying Issues can be Addressed During Programming of Community Based Treatment & Supervision

assessment	case management	aftercare	supervision/ probation	day reporting	alternative schools

Architectural & Operational Programs

(key elements)

Friendly; Welcoming; Ambience; Non-threatening Throughout; Excellent Visibility; Lots of Natural Light; Views of Nature; Non-confining; Warm Colors; Excellent Acoustics; Several Sub-Lobbies; Interview/Counseling Rooms; Small Groups; Group Rooms / Classrooms with Movable / Flexible Furniture; Vocational Shops; Suicide-Resistant; Single Rooms; Outdoor Recreation Areas; Convenient & Easy to Get to; Ability to Separate Younger/Older, Violent etc.; Excellent Observability (Youth & Families); Individual & Group Counseling for Youth and Families;

Alternative to Detention
Understanding the Causes of Delinquent Behavior

Probation Office vs Community Centers

Recreation	Counseling	Daycare	Health Services
			

Copyrighted images from Wakefield Beasley & Associates

Alternative to Detention
Understanding the Causes of Delinquent Behavior

Day Reporting Center Locations

Schools

Community Centers

Copyrighted images from Wakefield Beasley & Associates

What Impact does Juvenile Justice Reform have on the Design and Management of Secure Facilities?

How do we better incorporate the family and community?

How do we manage staff and what should Architects/ Planners be providing?

Existing infrastructure....How in the !$#&*@ do we fix this?

What is an appropriate use of technology?

Can Architects really make a difference? What role can planning and design really play?

Underlying Issues can be Addressed During Programming of Residential Facilities

group homes	staff secure residential	secure pre-adjudicated	secure post-adjudicated

Programming
(key elements)

Convenient & Easy to Get to for Families & Community Resources
Treatment & Youth-Oriented & Family-Friendly
Foster Accountability of All
Step-down Within & Among Facilities Based on Behavior, Fostering Successful Re-entry
Safe for ALL (PREA)
Excellent Observability with Stepped Modicums of Privacy
Individual & Group Counseling for Youth & for Families
Academic, Life Skills, & Vocational Classes – Small Groups
Promote Mental & Physical Health & Well-Being for Youth, Families, Staff
Promote Staff Satisfaction, Performance, Growth & Retention

Juvenile Treatment

What does Treatment vs Detention really mean?

Male RYDC Average Daily Population by County of Residence 2016 Projection vs. RYDC Capacity

	Northwest (NW)		
	Male		
	Capacity	Actual	Delta
Shaw	22	26.2	-4.2
Richards	48	30.8	17.2
Paulding	100	46.6	53.4
Marietta	60	64.8	-4.8
Metro	150	136.6	13.4
Totals	**380.0**	**305.0**	**75.0**
		80.3%	

	Northeast (NE)		
	Male		
	Capacity	Actual	Delta
Gainesville	48	56.8	-8.8
Gwinnett	38	65.4	-27.4
DeKalb	64	97.8	-33.8
Augusta	64	55.5	8.5
Sandersville	22	30.6	-8.6
Glaze (Clayton)	50	73.6	-23.6
Totals	**286.0**	**379.7**	**(93.7)**
		132.8%	

	Southwest (SW)		
	Male		
	Capacity	Actual	Delta
Cohn	48	76.3	-28.3
Macon	64	67.7	-3.7
Crisp	64	70.7	-6.7
Albany	26	41.8	-15.8
Loftiss	22	47.0	-25.0
Totals	**224.0**	**303.5**	**(79.5)**
		135.5%	

	Southeast (SE)		
	Male		
	Capacity	Actual	Delta
Claxton	22	36.0	-14.0
Savannah	84	88.0	-4.0
Eastman	30	28.0	2.0
Waycross	22	41.0	-19.0
Totals	**158.0**	**193.0**	**(35.0)**
		122.2%	

Juvenile Treatment

location. location. location

Existing Cottage

Bad windows | No light
Mold | Wood Construction

Cost vs Value

Feasibility
Cost per Square Foot

Georgia Department of Juvenile Justice
Current Facilities

Treatment

Programs
Family
Technology
Daylight/Color
Space/Nature

Security

Juvenile Treatment

Design Implications

Copyrighted images from Wakefield Beasley & Associates

Terrell RYDC and Central RYDC
Conversion of a PDC

Small Groupings
16 single rooms

Color

Acoustics

Modern

Multi-Purpose

Medical, Counseling
Outdoor Play
on unit



Copyrighted images from Wakefield Beasley & Associates

Education

small groups

modern

visibility

vocational horticulture

covered walkways

outdoor seating

Copyrighted images from Wakefield Beasley & Associates

Terrell RYDC and Central RYDC
Conversion of a PDC



Images from Wakefield Beasley & Associates

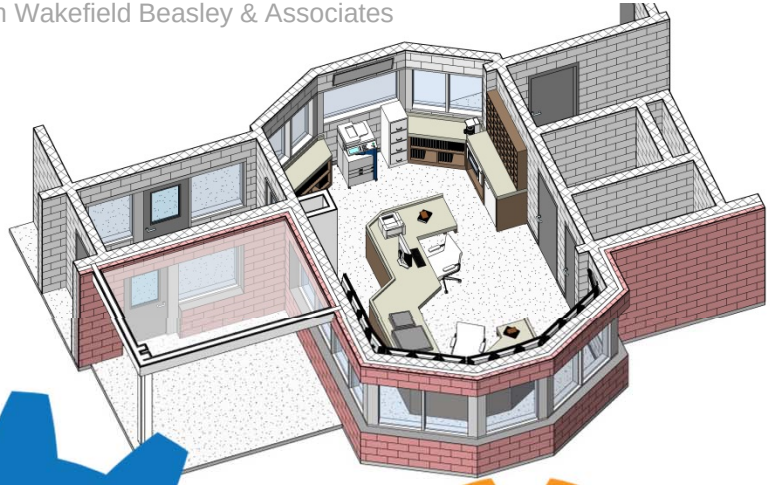



Staff Spaces

revamp control rooms

modernize offices

Juvenile Justice Reform