



PRESENCE CENTER FOR ADVANCED CARE

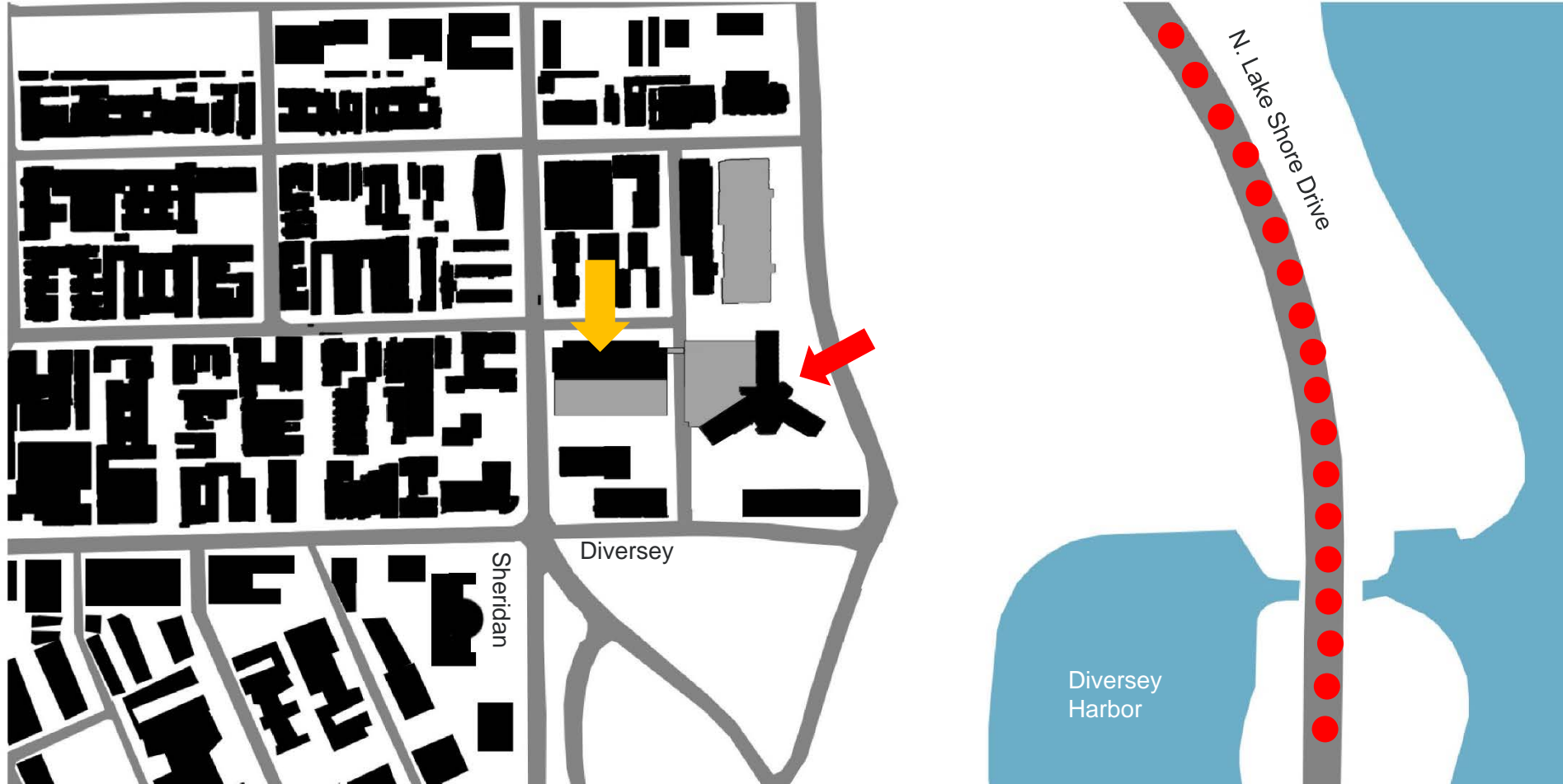
Presence Saint Joseph Hospital
Chicago, IL

CALLISON|TKL
A DESIGN CONSULTANCY OF ARCADIS


Presence Saint Joseph Hospital



ACCESS AND VISIBILITY







10 – Mechanical

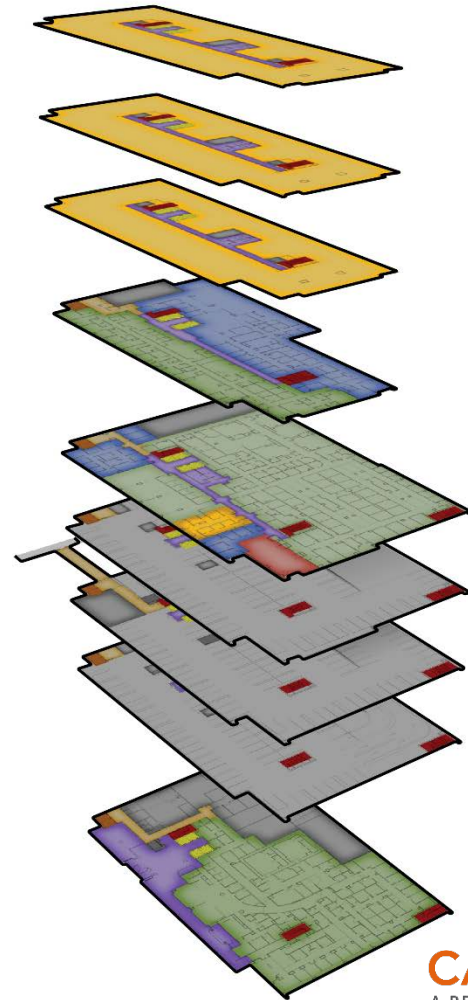
7, 8, 9 – Medical Offices

6 – **Musculoskeletal Institute** – Orthopedics, Rehab,
Imaging, Women's Imaging

5 – **Outpatient Surgery** – Combined Waiting, Pre-
Surgical Testing, Pre-Op/Post-Op, ORs, Endoscopy,
Bariatrics, Diabetes Education, Conference

2, 3, 4 – Parking

1 – **Comprehensive Cancer Center** – Radiation, Medical
Oncology, Infusion, Complementary Therapies; Lobby,
Pharmacy, Coffee Shop, Dock






GOALS

(Pre ACA)

- Convenient access to ambulatory care
- Efficient healthcare delivery environment
- Increase accommodations for physicians
- Improve community health
- Create better neighborhood access to care



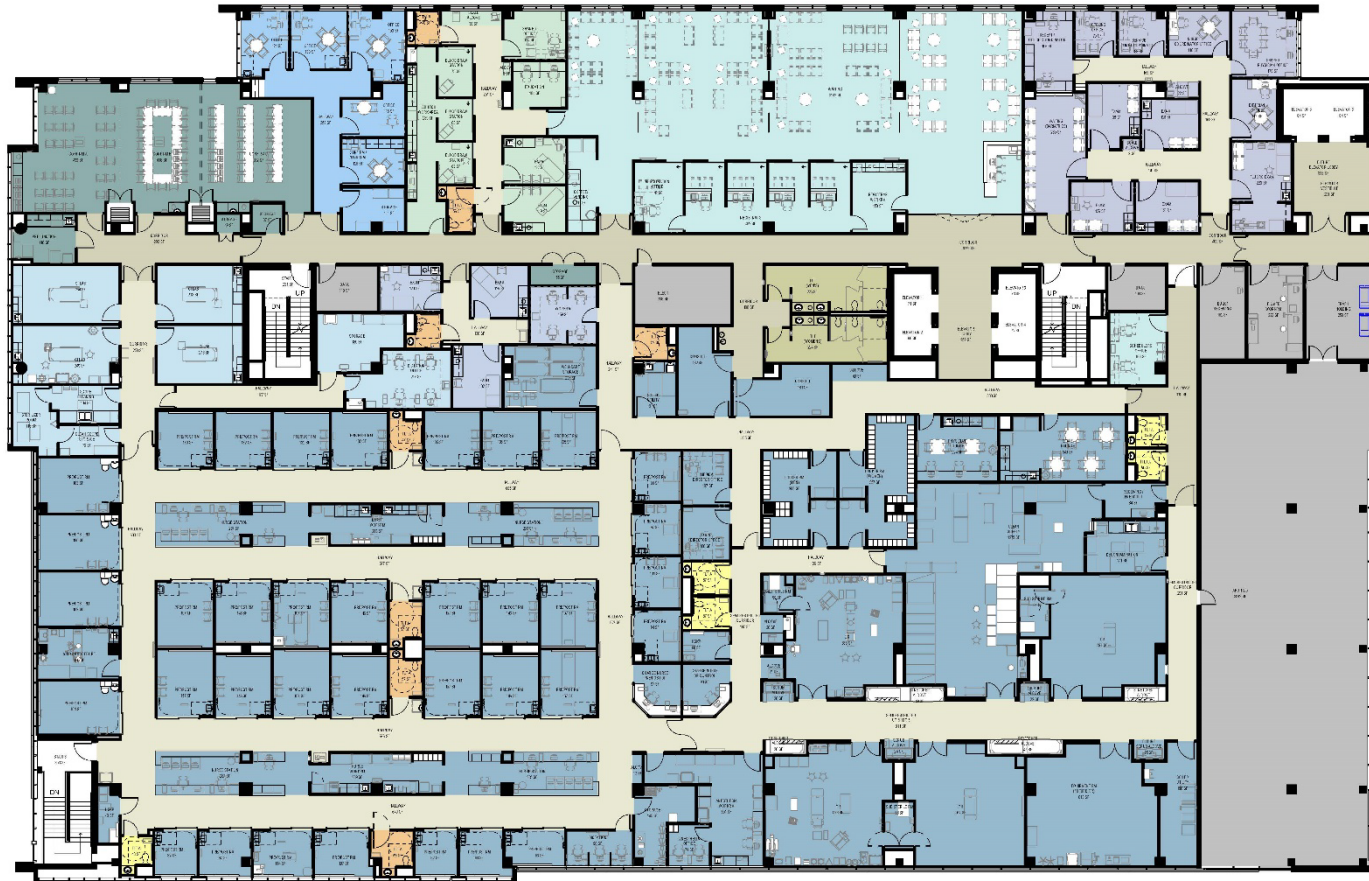
SOLUTIONS

- Efficient ambulatory care with surgery, GI, imaging, orthopedics and cancer care
- Expanded urban campus with convenient access
- Developer-owned medical-offices adjacent to acute and ambulatory care
- Comprehensive care centers for bariatrics, diabetes, alternative therapies and education
- New presence in neighborhood, access from main thoroughfare

GROUND FLOOR PLAN



FIFTH FLOOR PLAN




SIXTH FLOOR PLAN



SITE PLAN



- LEED Gold
 - Green Roofs
 - Indoor parking
 - Adjacent to transit
 - Green Power
 - Energy efficient



PROCESS

- Backfill into IPD-approved footprint
- Engage users, community groups, alderman, city and IDPH
- Define integrated care delivery model:
 - Multi-specialty providers for integrated cancer care
 - Musculoskeletal Institute combining orthopedics, rehab and imaging
 - Shared waiting/registration for surgery, GI, lab, diabetes
 - Bariatrics



CLINICAL INTEGRATION

- First major bariatric program located within an ambulatory care center
- Co-located with Surgery, Imaging, GI, Diabetes, Manometry, Infusion,
- Integrated with Dietitian, Psychologist, Lab, Financial, Support Group, Education, Overeaters Anon
- 4x growth of program
- Unique patient population, personalized and long term care

DESIGN

KEY EXISTING DESIGN ELEMENTS

STONE WING WALLS

UNIQUE PATTERNING & COLOR

SIMPLE, HOMOGENEOUS STONE

TOP TO BOTTOM GLASS

EXTERIOR COLUMNS





FOR LEASE

SPEED
LIMIT
30

QUESTIONS?

Project Team

Architect: CallisonRTKL

Structural Engineer: TGRWA

Mechanical Engineer: KJWW Engineering

Lighting: Lightswitch / KJWW Engineering Consultants

Interior Design: RTKL

Civil Engineer: Gewalt Hamilton Associates, Inc.

Medical Equipment Planning: RTKL

Landscape Design: The Lakota Group

Developer / Owner: Hammes

General Contractor: Power Construction

Owner's Representative for Presence Health: CBRE